



# Adventure in the woods!

ENGLISH AND MUSIC EDUCATION

---



You are an explorer in the woods...

Listen to three different songs. Choose the best music for this adventure and draw yourself as an explorer. What do you need to take with you?

# VOCABULARY

## Explorer equipment

Net



Magnifying glass



Binoculars



Flashlight



Map



Rucksack




Hat




Compass



Draw yourself as an explorer and tell your  
teacher and classmates





Now...watch the video and let's begin the  
adventure!

Which colours do you see?

What can you see?


# VOCABULARY

## Nature

Ant



Path



Duck




Bird singing  
on a branch



Leaf/leaves



Puddle




Bumblebee



Mushrooms



Draw the animals that are making sounds



Now, imitate the sounds of these animals



The bumblebees BUZZ  
Buzzzzzzzzzz



The birds SING and TWEET  
Sing!  
tweet, tweet, tweet!



The ducks QUACK  
quack, quack, quack!





Which instrument is similar to the birdsong?

Drums



Piano



Guitar




Trumpet



Flute




Can you draw a flute?



# WHAT ARE THEY DOING?

Tell your teacher and classmates



RELAX




FALL



WORK



GROW



BUZZ AND FLY





SING



# DRAW AND TELL

Story: the bumblebee, the ant and the ducks

Draw a story about these animals and tell your teacher and classmates.

Six empty rectangular boxes arranged in two rows of three, intended for drawing a story.



**ENGLISH AND MUSIC EDUCATION © 2021**

**Design © Canva**

**englishmusiceducation@gmail.com**

**+34 630956282**

**www.musicenglish.weebly.com**

**@englishmusiceducation**

